

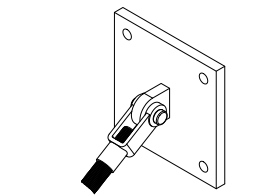
- SPECIFY PROJECTION:
- 2'-0"
 - 3'-0"
 - 4'-0"
 - 5'-0"
 - 6'-0"

- SPECIFY WIDTH:
- 4'-0"
 - 6'-0"
 - 8'-0"
 - 10'-0"
 - CUSTOM (MAX 10'-0")


SPECIFY PATTERN:

LED LIGHTING


LED QUANTITY / FRAME SIDE	
PROJECTION	QTY
2'-0"	1
3'-0"	2
4'-0"	2
5'-0"	3
6'-0"	3
WIDTH	QTY
4'-0"	2
6'-0"	3
8'-0"	3
10'-0"	4



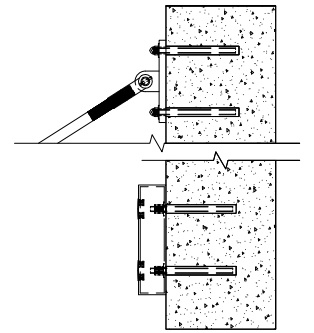
6" SQUARE PLATE



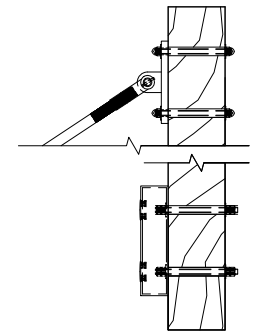
6" DIAMOND PLATE



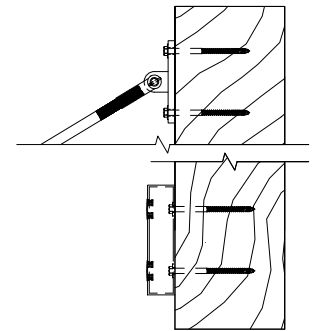
6" ROUND PLATE



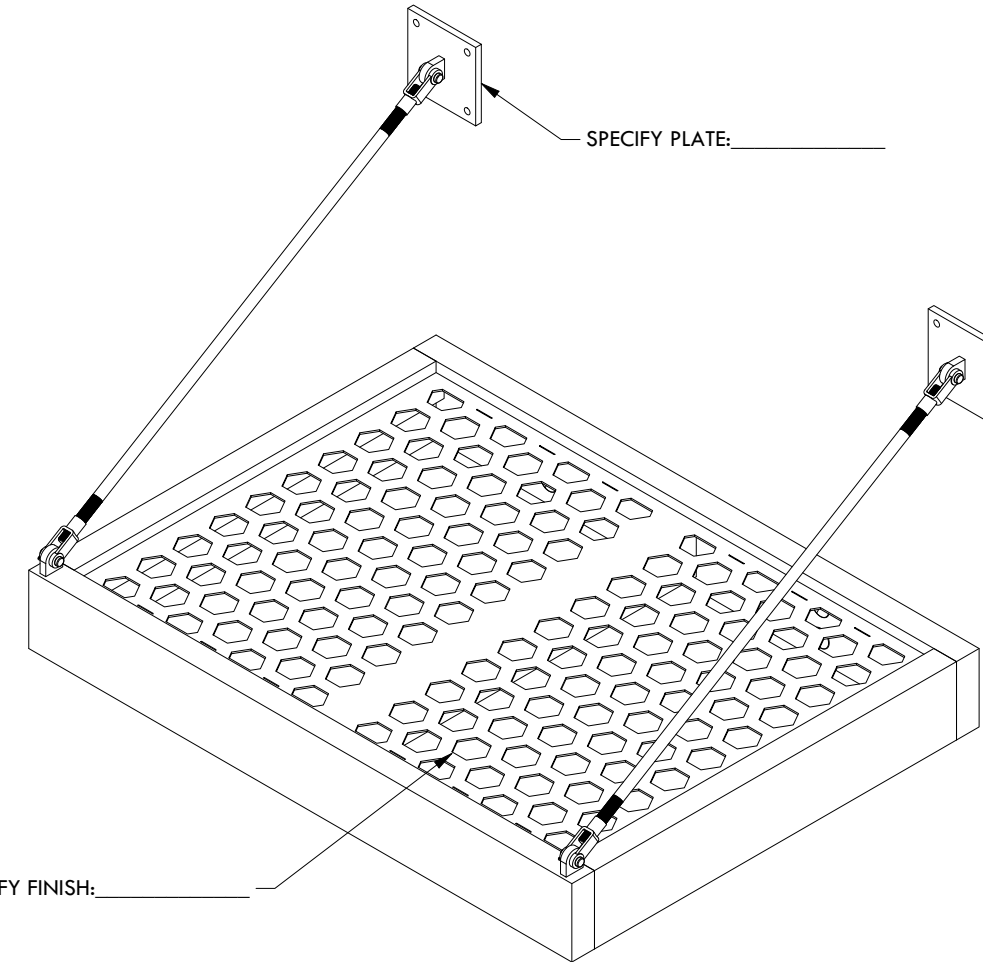
WALL CONNECTION CONCRETE



WALL CONNECTION THROUGH BOLT

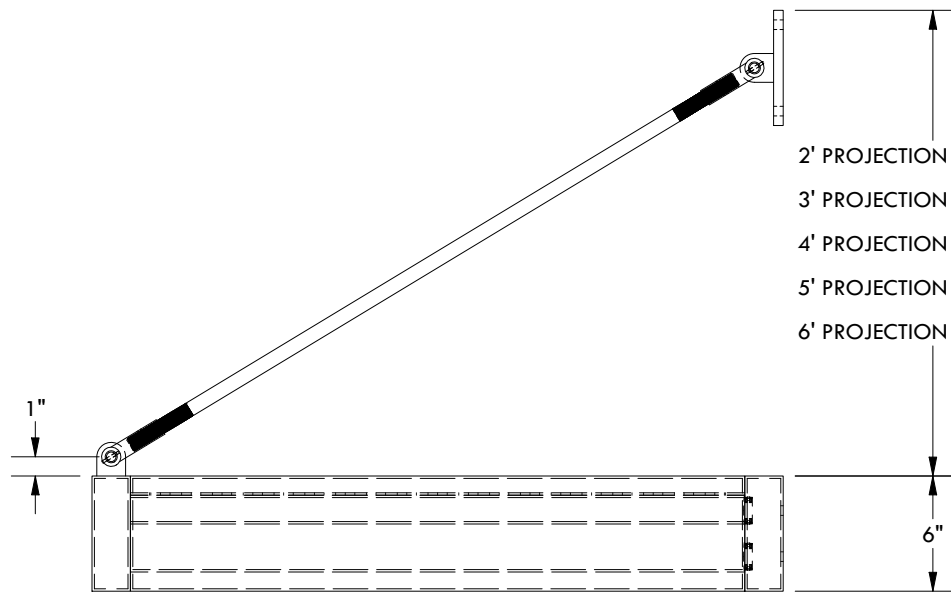


WALL CONNECTION WOOD FRAMING



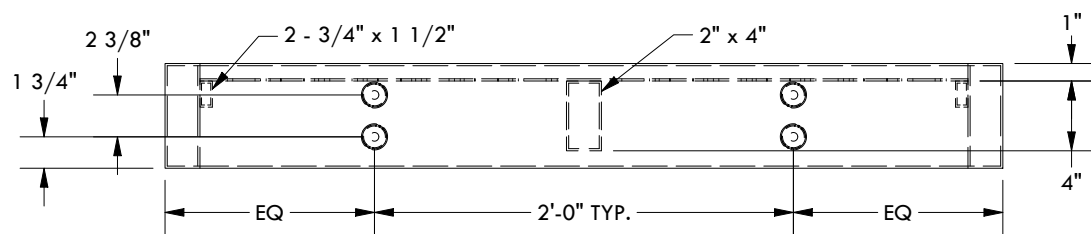
SPECIFY FINISH:

SPECIFY PLATE:

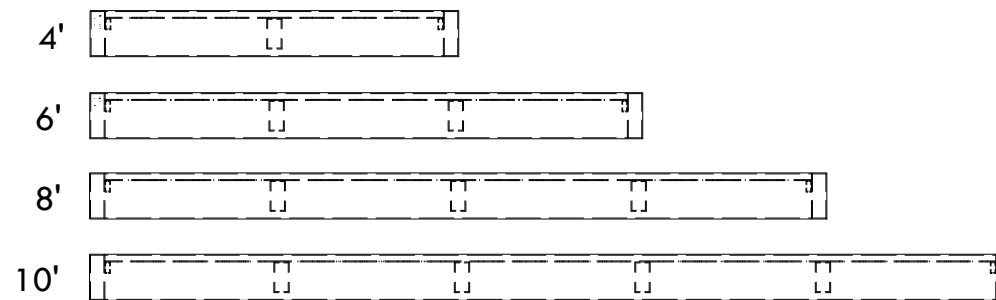


- 2' PROJECTION = 1'-5"
- 3' PROJECTION = 2'-1 1/4"
- 4' PROJECTION = 2'-7 1/2"
- 5' PROJECTION = 3'-2 3/4"
- 6' PROJECTION = 3'-10"

SECTION A-A



SECTION B-B



WIDTH REFERENCE

DESCRIPTION			
UMBRA PSC-6			
REV	BY	DESCRIPTION	DATE
	SP	INITIAL RELEASE	07/10/23

© 2023 Structureworks

STRUCTUREWORKS™

www.structureworks.com 877.489.8064